

Curriculum intent- Research poster into wood joints

Task

Research into dowel and a finger joint

Explain the process of how to make the wood joint

This is a step by step process

From beginning to the end

Include photographs that shows you making the wood joint at each stage.

The correct tools need to be included in the process

Hint

Use the internet to help you with the process

You have made this wood joint during the practical lessons – what can you remember?

Use the knowledge organiser to help you

Then

Give one advantage and one disadvantage for using both wood joints

List all PPE equipment you had to wear during each practical

use images

explain why you needed to wear them

Template

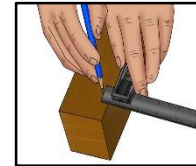
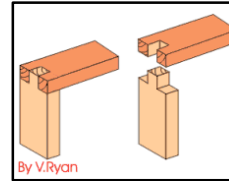

Wood joints

Finger joint process

This photograph shows.....
The tools I used were.....

Dowel joint process

This photograph shows.....
The tools I used were.....



Dowel Joint

One advantage.....

One disadvantage.....

Finger joint

One advantage.....

One disadvantage.....

During each practical I had to wear.....
In this photograph you can see I am wearing PPE.....
I had to wear this because.....

Sentence starters

Task

Research into dowel and a finger joint

Explain the process of how to make the wood joint

- ❖ The first step to (add wood joint name here) is too.....
- ❖ The next process is.....
- ❖ After the next step is too.....
- ❖ I then used.....
- ❖ Finally I

The tools I used were.....

I used these tools because.....



Sentence starters

Task- Give one advantage and one disadvantage for using both wood joints

- ❖ One advantage of using a finger joint is.....
- ❖ A finger joint is.....
- ❖ A finger joint is best for.....
- One disadvantage of using a finger joint is.....
- A finger joint is not the best to use because.....

- ❖ One advantage of using a dowel joint is.....
- ❖ A dowel joint is.....
- ❖ A dowel joint is best for.....
- One disadvantage of using a dowel joint is.....
- A dowel joint is not the best to use because.....

The PPE equipment I needed to wear was.....

It is important to wear (add in PPE here) because.....

You must wear (add in PPE here) because.....



Keywords

Apron, goggles, mask, hair tied back, shoe laces tied up, gloves and blazer off, emergency stop button, yellow box and do not use the band saw.