



7th September 2020

Dear Parent/Carer,

Update: Blended Learning Lessons

I hope you and your family are well currently. I am writing to you to give you some information about your child's online learning provision. On their timetable students have a blended learning lesson which requires them to complete learning outside of the Academy. Part of a blended learning lesson requires students to complete some online learning. The online learning element of a blended learning lesson should take a maximum of 30 minutes to complete. Blended learning lessons have been introduced to ensure that we can maintain separate lunch times for all year group bubbles and ensure the risk of coronavirus transmission is minimised within the Academy.

In order to access the lessons your child will use Microsoft Teams.

To maintain simplicity and clarity, students are to do one of two things:

1. Complete the lessons on the assignments in Microsoft Teams.
2. Complete the quizzes set on Microsoft Teams.

The lessons will be set for the day which they should be completed, although students will have up to 6 days to submit their work. Within the blended learning lessons the teacher will outline how students are to complete the work and the expectation within that subject.

Please follow the instructions below to access Microsoft Teams and complete the work set.

How do I access Microsoft Teams?

There are 3 ways you can access Microsoft Teams:

- 1) Web page - <https://teams.microsoft.com>
- 2) Download Microsoft Teams onto your desktop – google 'Microsoft Teams Download.'
- 3) Download Microsoft Teams app on your phone.

Principal - Peter Knight
Oasis Academy Brislington
Hungerford Road, Brislington, Bristol, BS4 5EY

Tel: 0117 377 2055 www.oasisacademybrislington.org


Oasis Academy Brislington is sponsored by Oasis Community Learning www.oasiscommunitylearning.org - part of Oasis UK
Oasis Community Learning is a Company Limited by Guarantee registered in England & Wales no. 5398529
Registered Office: The Oasis Centre, 1 Kennington Road, London SE11 7QP

You can then follow these steps:

1. Click on **'Sign in'** with Email address.
2. You can access Teams on laptops at home using your email and password – or using the phones and downloading the App.
3. To log on you need to know your Academy email address: Firstname.lastname@oasisbrislington.org

4. You then need to find your class which is known as a 'Team.'

5. You can then click on a class:



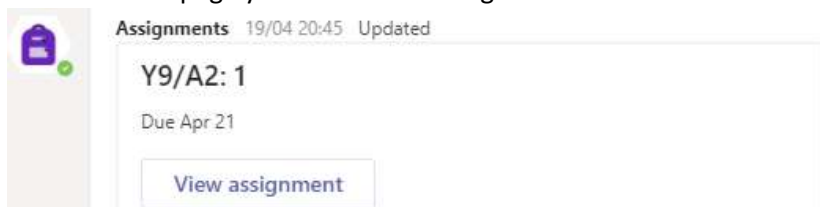
The class codes are indicated on your child's timetable.

Year 7 and 8 = Period 3

Year 9 and 10 = Period 4

Year 11 = Period 5

6. On the 'Posts' page you will see an 'Assignment' has been submitted. Click 'View Assignment.'



7. Open the 'Student Work' file.

Y9/A2: 1

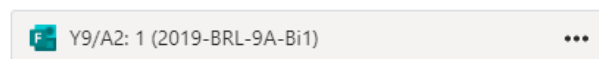
Due 21 April 2020 23:59 • Closes 24 April 2020 23:59

Points
110 points possible

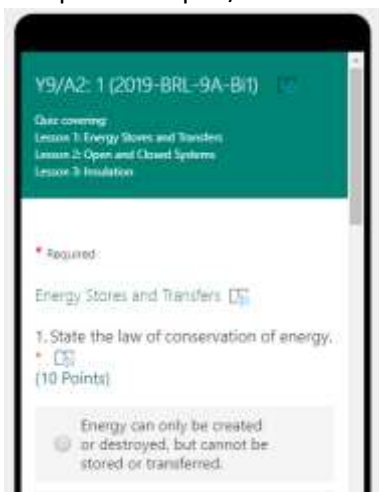
Instructions

Please complete this quiz

Student work



8. Complete the quiz / or lesson as shown.



What is my child's email address?

Your child's email address is their first name, then a full stop, then their second name with @oasisbrislington.org

e.g. Gareth.Bale@oasisbrislington.org

My child has forgotten their password:

If you child has forgotten their password, please email: servicedesk@oasisuk.org

Please provide them with your: Name, relation to child, contact number, child's school, child's full name.

If you have any questions regarding the contents of this letter, then please do not hesitate to contact info@oasisbrislington.org.

Yours faithfully



Mr R James

Assistant Vice Principal: Best Teaching